

## INSTALLATION

### Mounting Bracket

Fix the mounting bracket to a secure section of wall or bulkhead, away from any direct source of heat, oil, water, fuel, etc. Check that all straps are clear of sharp edges or contamination. The recommended position is either side of the bridge wing on commercial vessels.

Install the SART into the bracket, ensuring the **black** hanging strap is located into its recess *behind* the SART (main label facing you). Secure the SART with the **red** Velcro fastening strap.

### Permanent installation on Survival Craft (option)


The S.701 SART from SevenStar Electronics has been specifically designed for easy installation into liferafts, and can be arranged for manual or automatic activation. Automatic activation can be achieved by securing the hanging strap and the activation clip to the appropriate parts of the liferaft.

### Leisure Craft Stowage (option)

Store in a safe location where you can reach it easily if needed.

## USE

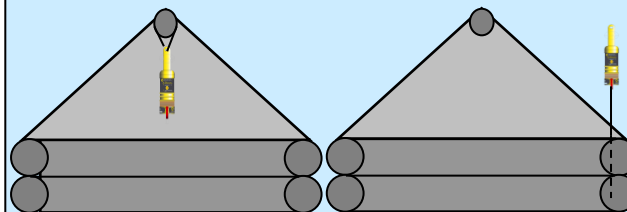
Release the **red** Velcro strap, then pull the SART from the mounting bracket. Make your way to the liferaft.



**Pull down firmly on the red activation clip** to turn the SART 'ON'. The LED will flash slowly. When in range of a radar signal, the LED will flash rapidly.



Pass one end of the **black** hanging strap over the top of the support tube, and tie the strap to allow the SART to hang in the centre of the craft. Alternatively, mount the SART on the telescopic pole provided (option)



## MAINTENANCE

### Regular Maintenance

The S.701 SART has been designed for minimal maintenance. Simply check it is correctly fitted into its bracket and that the red activating clip remains in the OFF (closed) position. If necessary, wipe the unit and its bracket with a plain cloth and soapy water. **SOLVENTS MUST NOT BE USED** to clean the unit, as damage may result. A SART should be tested annually by removing the SART from its bracket, pulling the red clip downwards, and holding the SART so an X-band radar set triggers it. The radar display should show concentric rings, and the SART LED should flash rapidly.

### Battery Replacement

This unit contains special batteries in a sealed pack, part number **S.701B**. The battery pack is marked with its expiry date, which is usually 5 years from purchase. Replacement packs are available from SevenStar, or from their appointed agents worldwide. Battery pack replacement can be performed by any competent service agent, or by our appointed distributors (see web site).

## THE UNIQUE BENEFITS OF OWNING A SEVENSTAR SART

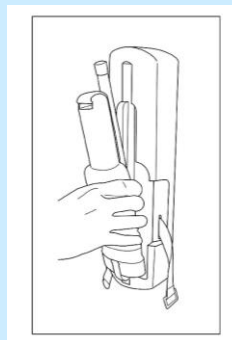
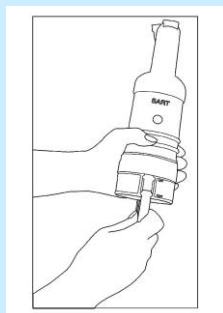
- ❖ Ergonomic, lightweight design
- ❖ Easy to handle and operate
- ❖ Designed for 'carry-off' OR for permanent liferaft installation
- ❖ The only SART that uses non-hazardous batteries – safer and much cheaper to replace when necessary
- ❖ Manual OR automatic activation
- ❖ Compact, modern design also excellent for leisure craft
- ❖ Field-replaceable battery minimises cost of ownership
- ❖ Digital design guarantees excellent lifetime performance under all conditions



SevenStar Electronics Ltd has been assessed and approved to BS EN ISO 9001:2000. The information in this User Guide is accurate at the time of printing, and does not form a contract between SevenStar and any other party. © SevenStar Electronics Ltd 2003.

## TO ACTIVATE THE SART IN AN EMERGENCY:

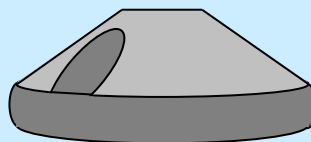
### WITHDRAW SART FROM BRACKET



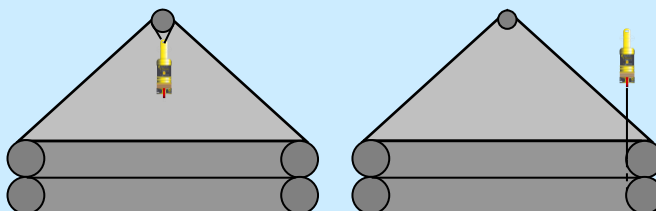
### PULL DOWN ON THE RED CLIP TO ACTIVATE



### MAKE YOUR WAY TO LIFERAFT



### FIT TO LIFERAFT AS SHOWN



# SevenStar Electronics

## S.701 SART USER GUIDE

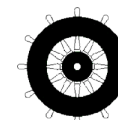


**Slim, modern lightweight unit for carry-off use or permanent installation in life rafts**

**Manual or auto activation**

**Non-hazardous, field-replaceable battery pack**

**Fully complies with:**  
**IEC 1097-1**  
**IEC 90645**  
**ITU-R M.628-3**  
**IMO A.802 (19)**  
**IMO A.694 (17)**



The S.701 SART has been certified as compliant with Marine Equipment Directive and USCG requirements.

For your nearest distributor contact SevenStar Electronics Limited on:

**Tel:** (+44) (0) 1793 852829

**Email:** [sales@SevenStarElectronics.com](mailto:sales@SevenStarElectronics.com)

**Web:** [www.SevenStarElectronics.com](http://www.SevenStarElectronics.com)